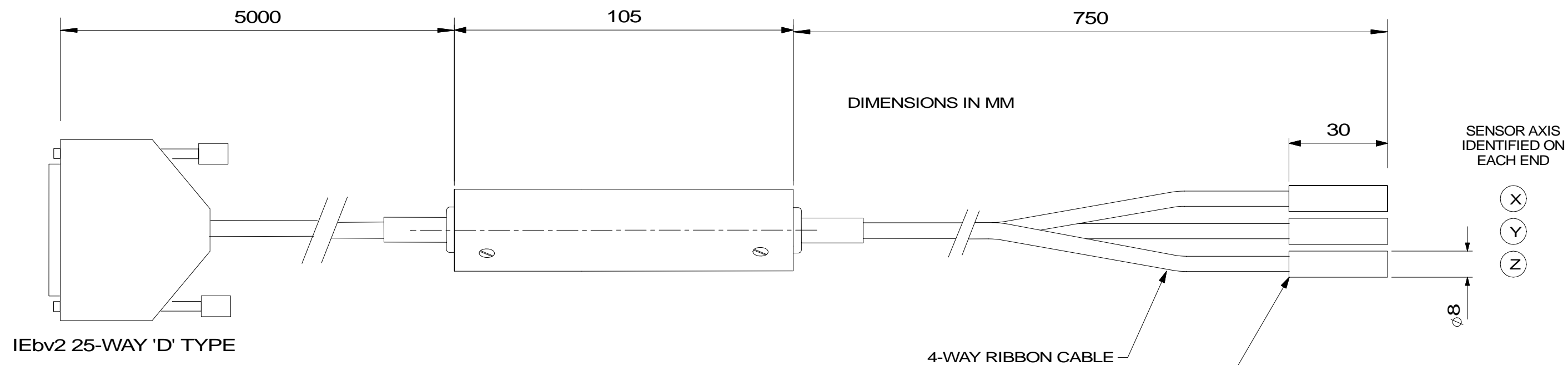


SECURITY CLASSIFICATION

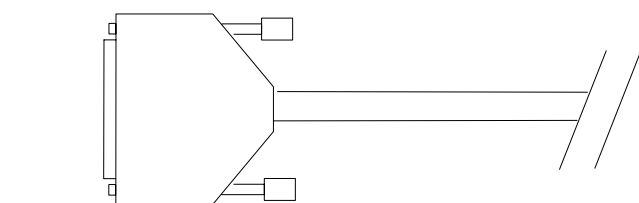
DO NOT SCALE

FOR EXPLANATION OF DIMENSIONING ETC. REFER TO BS 308



CONNECTOR PINOUTS FOR IEbv1 & IEbv2 VERSIONS

| SIGNAL      | 9-WAY | 25-WAY   | CABLE COLOURS |
|-------------|-------|----------|---------------|
| X OUT       | 1     | 5        | BLUE          |
| Y OUT       | 2     | 6        | YELLOW        |
| Z OUT       | 3     | 7        | WHITE         |
| +12V        | 4     | 11       | RED           |
| -12v        | 5     | 13       | BLACK         |
| GND/SIG PWR | 6,7,8 | 17,18,19 | GREEN         |
| GND SHIELD  | 9     | 12       | GREY          |

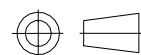


IEbv1 9-WAY 'D' TYPE

**Bartington**  
instruments

COPYRIGHT: THIS DRAWING AND THE INFORMATION CONTAINED THEREIN IS CONFIDENTIAL AND MUST NOT BE REPRODUCED, COPIED OR USED FOR ANY PURPOSE WHATSOEVER WITHOUT THE PRIOR PERMISSION OF BARTINGTON INSTRUMENTS LTD.

THIRD ANGLE PROJECTION

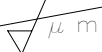


DIMS IN mm

SCALE NTS

UNTOLERANCED DIMENSIONS ANGLES

SURFACE TEXTURE



MATERIAL

PROTECTIVE FINISH

CHECKED

DRAWN

CUSTOMER

TITLE  
**Mag-03IE V1 & 2  
OUTLINE**

USED ON  
**OM1004**

ISSUE  
**4**

DRAWING No.  
**DR1481**

PROJECT No.  
SEE AMENDMENT RECORD FOR CHANGE HISTORY